



1200 E. 151st Street
Olathe, KS 66062
913-397-8200

SERVICE ADVISORY

NO.: 20112 Rev A

TO: G500/G500H/G600, TXi, and GI 275 Owners and Operators
DATE: October 13, 2020
SUBJECT: 2020 IGRF (International Geomagnetic Reference Field) Magnetic Field Model

PRODUCTS AFFECTED

The following products are affected:

- G500
- G500H
- G600
- G500 TXi
- G500H TXi
- G600 TXi
- G700 TXi
- GI 275

ISSUE

The 2020 IGRF Magnetic Field Model is available to update as part of the Navigation Database cycle 2012 (and subsequent database cycles).

NOTE

Updating the IGRF to 2020 will resolve an alert message that will display after December 31, 2021.

ACTION

Do the following to update the IGRF Magnetic Field Model.

NOTE

Contact your local dealer if a prompt is not displayed as described below while updating Navigation Database cycle 2012.

© 2020 Garmin Ltd. or its subsidiaries.
This work is licensed under a
Creative Commons Attribution-NonCommercial-NoDerivs 3.0 Unported License.

SERVICE ADVISORY

G500, G500H, G600 Installations

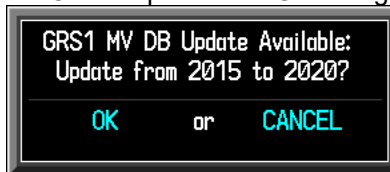
GDU 620 Software Version 7.01 and Earlier

1. For G600 installations with a GRS 7800 AHRS, make sure the GDU 620 software is 7.10 or later. Contact your local dealer if the GDU 620 software version is 7.01 or earlier.

CAUTION

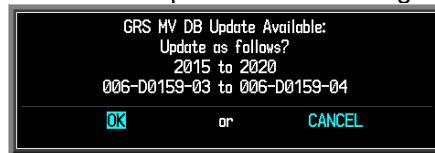
Updating the IGRF using this method and not updating GDU software to 7.10 or later will result in AHRS failures and the GRS 7800 will require service.

2. For G500H installations with a GSU 75 and GDU 620 software version 7.01 or earlier, contact your local dealer for updating the IGRF database.
3. For all other systems, update the Navigation Database as described in the applicable pilot's guide.
4. At the following prompt, select "OK" to update the IGRF Magnetic Field Model.



GDU 620 Software Version 7.10 and Later with a GRS 77

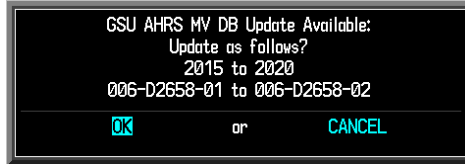
1. Update the Navigation Database as described in the applicable pilot's guide.
2. At the following prompt, select "OK" to update the IGRF Magnetic Field Model.



SERVICE ADVISORY

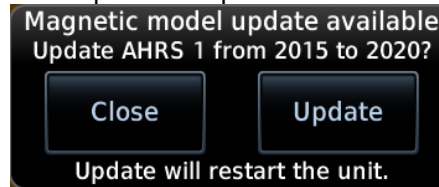
GDU 620 Software Version 7.10 and Later with a GSU 75, GRS 79, or GRS 7800

1. Update the Navigation Database as described in the applicable pilot's guide.
2. At the following prompt, select "OK" to update the IGRF Magnetic Field Model.



G500 TXi, G500H TXi, G600 TXi, G700 TXi Installations

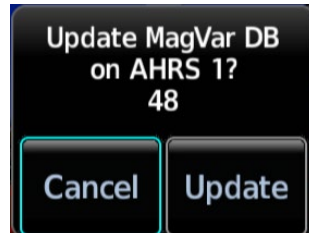
1. Update the Navigation Database as described in the applicable pilot's guide.
2. At the following prompt, select "Update" to update the IGRF Magnetic Field Model.



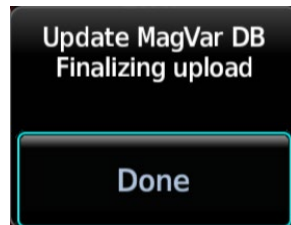
SERVICE ADVISORY

GI 275 Installations

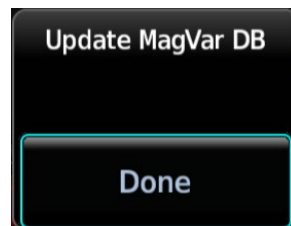
1. Update the Navigation Database as described in the applicable pilot's guide.
2. At the following prompt, select "Update" to update the IGRF Magnetic Field Model.



3. Select "Done."



4. Select "Done."



5. Select System>> External LRUs>> AHRS 1>> Magnetic Model.
6. Make sure the Magnetic Model Version is 2020.



For systems with multiple AHRS units installed, a similar message will appear for each AHRS.